



Modular T Pro & Smart

Air Handling Unit



Top connected Air Handling Unit

About Daikin AHU's

Daikin air handling units, with their plug-and-play design and inherent flexibility, can be configured and combined specifically to meet the exact requirements of any building, no matter what it is used for or who is to work there. Our systems are designed to be the most environmentally friendly and the most energy efficient on the market, thus reducing their ecological impact while at the same time keeping costs down through the minimization of energy consumption. When combined with the small physical footprint of the system, these features make our air handling units ideal for all markets.



Modular T Pro & Smart

Modular T is Daikin's new decentralized ventilation solution, featuring an energy efficient & optimized design, for an excellent Indoor Air Quality (IAQ) and a low power consumption.

IAQ matters

An excellent IAQ improves people's performance and well-being, and decreases risk factors for various diseases. Modular T satisfies the ventilation and filtration needs of the indoor environment, guaranteeing an outstanding level of IAQ.

The future of ventilation

The Modular T, with its unique features, represents the latest product developed by Daikin for fresh air treatment and not only. Thanks to its optimized design, it can be easily transported and installed into new projects or existing buildings.

Highlights



Duct connections are located at the top, reducing the unit's footprint



Low power consumption and low SFP (Specific Fan Power) for a very efficient unit operation



Superior IAQ level: up to three stage filtration on supply side (more than the 90% of PM1 is removed from outdoor air)



Plug&Play control solution, for a quick and easy start-up



Very compact unit, starting from 550 mm width, for an air flow up to 1100 m³/h



DX coil integration for a unique Daikin fresh air package available for connection to VRV or ERQ

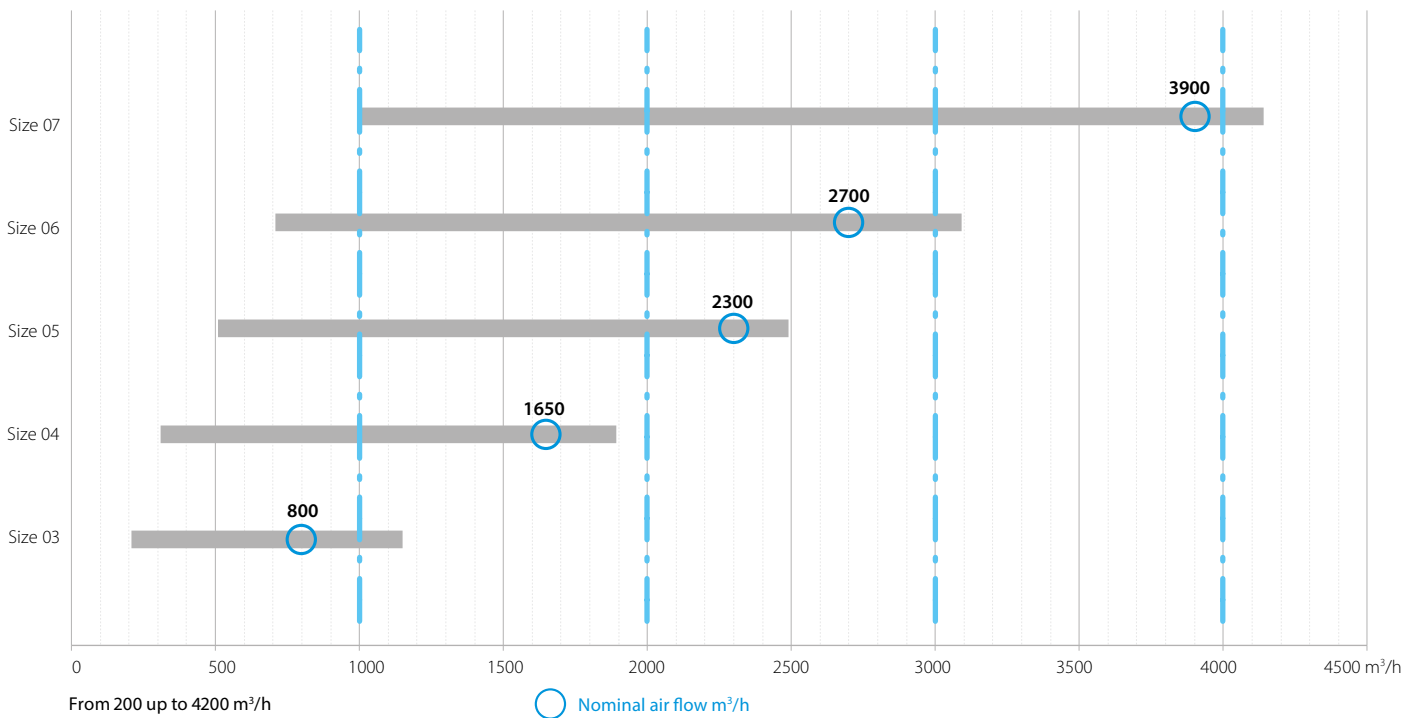


Air flow range

Modular T is available in 5 sizes covering a wide range of applications such as hotels, offices, schools, gyms and light commercial buildings.

Sectioning

To ensure an easy and quick installation Modular T size 05 will be provided in two sections, while size 06 and 07 in three sections to pass smoothly through standard doors¹.



1. Please refer to technical data table at page 6 for more details

Flexibility to meet your needs

Circular Duct Flange



Filter

- › ePM1 50% (F7) on supply side and ePM10 75% (M5) on return side as standard
- › Second filtration stage available as option



Control

- › Plug and play controls for an easy and quick start-up and unit operation



Bypass Damper

- › Energy efficient bypass damper
- › 0-100% modulating by-pass, fully automated
- › Antifreeze and free cooling operation




Heat Exchanger

- › High-efficiency counter flow plate heat exchanger
- › Up to 93% of the thermal energy is recovered



Casing & Insulation

- › 50 mm double skin panel, mineral wool insulation for an excellent sound attenuation and thermal insulation
- › Internal Panel: Aluzinc
- › External Panel: Pre-painted





Filter

- > Up to three filtration stage on supply air side (two available as option)
- > F9 (ePM1 80%) filter available as option



Coil*

Post heating water



Fan

EC Fans, motor class IE5 for high efficiency and low power consumption



Mixing Damper*

Allows total space air conditioning, available as option



Coil*

- > DX/Water coil to guarantee the thermal comfort
- > Pre heating water or electric coil to avoid defrosting
- > Post heating electric coil



Maintenance

- > Easy maintenance: each component can be removed through few and simple actions
- > Hinged and removable doors allowing full maintenance access

* Optional

For the main accessory list please refer to page 7

Modular T

Pro & Smart

Selection tools

- › Astra Web offers a quick and accurate selection of the best ventilation units
- › Get the access to the selection tool <http://tools.daikinapplied.eu> to select your air handling units in a few clicks.
- › Also available on Air Design App



Watch the Modular T promotional video on the Daikin YouTube channel

Connection side

All the units are available with right or left connection side.

Modular T control versions

- › Modular T Pro
- › Modular T Smart

Control logic Modular T Pro

Open control platform

- › Advanced, fully programmable control system featuring the patented Daikin Digital Controls solution
- › Constant Air Volume or Variable Air Volume fans control
- › Air quality control through an optional CO₂ sensor (accessory)
- › Continuous filter status monitoring
- › Optional water, DX or electrical coil operation
- › Open communication protocol (BACnet and Modbus) guarantees BMS connectivity
- › Daikin On Site compatibility



Control logic Modular T Smart

Daikin communication protocol

- › Plug&Play integration within the Daikin communication platform
- › Direct integration with Daikin centralised controllers (F1/F2) and room interfaces (P1/P2)
- › Air quality control through an optional CO₂ sensor (accessory)
- › De-frost operation through optional electrical pre-heater (accessory)
- › DIII-net integration through Daikin building air conditioning control systems (D-BACS)
- › BMS integration through dedicated interfaces (Modbus, BACnet)



Technical Data

MODULAR T Pro & Smart		Size ¹	03	04	05	06	07
Airflow		m ³ /h	800	1,650	2,300	2,700	3,900
HE Thermal efficiency ²		%	89.3	88.3	85.1	85.5	90.8
External static pressure		Pa	100				
Current		A	1.70	3.39	4.61	5.17	7.87
Power input		kW	0.39	0.78	1.06	1.19	1.81
SFPv ²		kW/m ³ /s	1.47	1.5	1.49	1.41	1.5
Electrical supply		Phase (ph)	1				
		Frequency (Hz)	50/60				
		Voltage (V)	220/240 Vac				
Main unit Dimensions		Width (mm)	550		790		890
		Height ³ (mm)	1,600		1,900	1,850	2,050
		Length (mm)	1,580	1,650	2,170 ⁴	2,620 ⁵	2,950 ⁵
Circular duct flange		Diameter (mm)	255	315	355	400	500
Unit sound power level		dBA	57	52	55		58
Unit sound pressure level ⁶		dBA	50	45	48		51
Weight unit		Kg	200	250	400	500	620

1. All size available in Smart or Pro version and right or left handing | 2. Outdoor condition: -5°C, 90% Indoor condition: 25°C, 50% | 3. Including feet and duct connections | 4. Size 05 is provided in two sections | 5. Size 06 and 07 are provided in three sections | 6. Simple source reference value at 1 meter, directivity factor Q=4 (quarter sphere) and non-reverberant field. Allowances on declared values: +/- 3dB



Daikin IAQ sensor



Modular T connects wirelessly to the Daikin IAQ Sensor to measure your well-being, monitoring indoor air quality values, environmental comfort and electromagnetic pollution.



BIM



BIM (Building Information Modeling) files allow to quickly insert Daikin AHUs into projects. Modular T BIM files are available at bim.daikin.eu
Scan the QR Code and download the Modular T BIM models with few clicks.




Main Accessory list

Main Accessories	Control platform		Accessory location			
	Pro	Smart	Fresh	Exhaust	Return	Supply
Filter iso Coarse (G4), ePM10 75% (M5) ePM1 50% (F7) and ePM1 75% (F9)	•	•	•		•	•
DX/Water Coil	•					•
Pre Heating electric coil	•	•	•			
Pre Heating water coil	•		•			
Post Heating electric coil	•					•
Post Heating water coil	•					•
Mixing Damper	•				•	
External Damper	•		•	•	•	•
Valves (2 or 3 way cooling/heating)	•					
Silencers (Fresh, Exhaust, Return, Supply)	•	•	•	•	•	•
Probes (Temperature, CO ₂ , Humidity)	•	•	•	•	•	•
Frost Switch	•		•			•

Please refer to databook or Astra selection software for the whole accessory list



Daikin Europe N.V. Naamloze Vennootschap Zandvoordestraat 300 · 8400 Oostende · Belgium · www.daikin.eu · BE 0412 120 336 · RPR Oostende (Publisher)



ECPEN22-417

09/22



Daikin Europe N.V. participates in the Eurovent Certified Performance programme for Liquid Chilling Packages and Hydronic Heat Pumps, Fan Coil Units and Variable Refrigerant Flow systems. Check ongoing validity of certificate: www.eurovent-certification.com



The present publication is drawn up by way of information only and does not constitute an offer binding upon Daikin Europe N.V. Daikin Europe N.V. has compiled the content of this publication to the best of its knowledge. No express or implied warranty is given for the completeness, accuracy, reliability or fitness for particular purpose of its content and the products and services presented therein. Specifications are subject to change without prior notice. Daikin Europe N.V. explicitly rejects any liability for any direct or indirect damage, in the broadest sense, arising from or related to the use and/or interpretation of this publication. All content is copyrighted by Daikin Europe N.V.

Printed on non-chlorinated paper.